

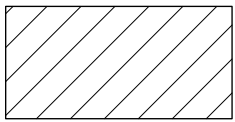
STAGE 38 BUILDING ENVELOPE PLAN

LEGEND

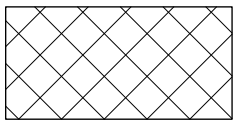
Refer "Diagrams and Plans" in this document for further definitions.




SINGLE STOREY BUILDING ZONE



OVERLOOKING ZONE - Habitable room windows/raised open spaces are a source of overlooking

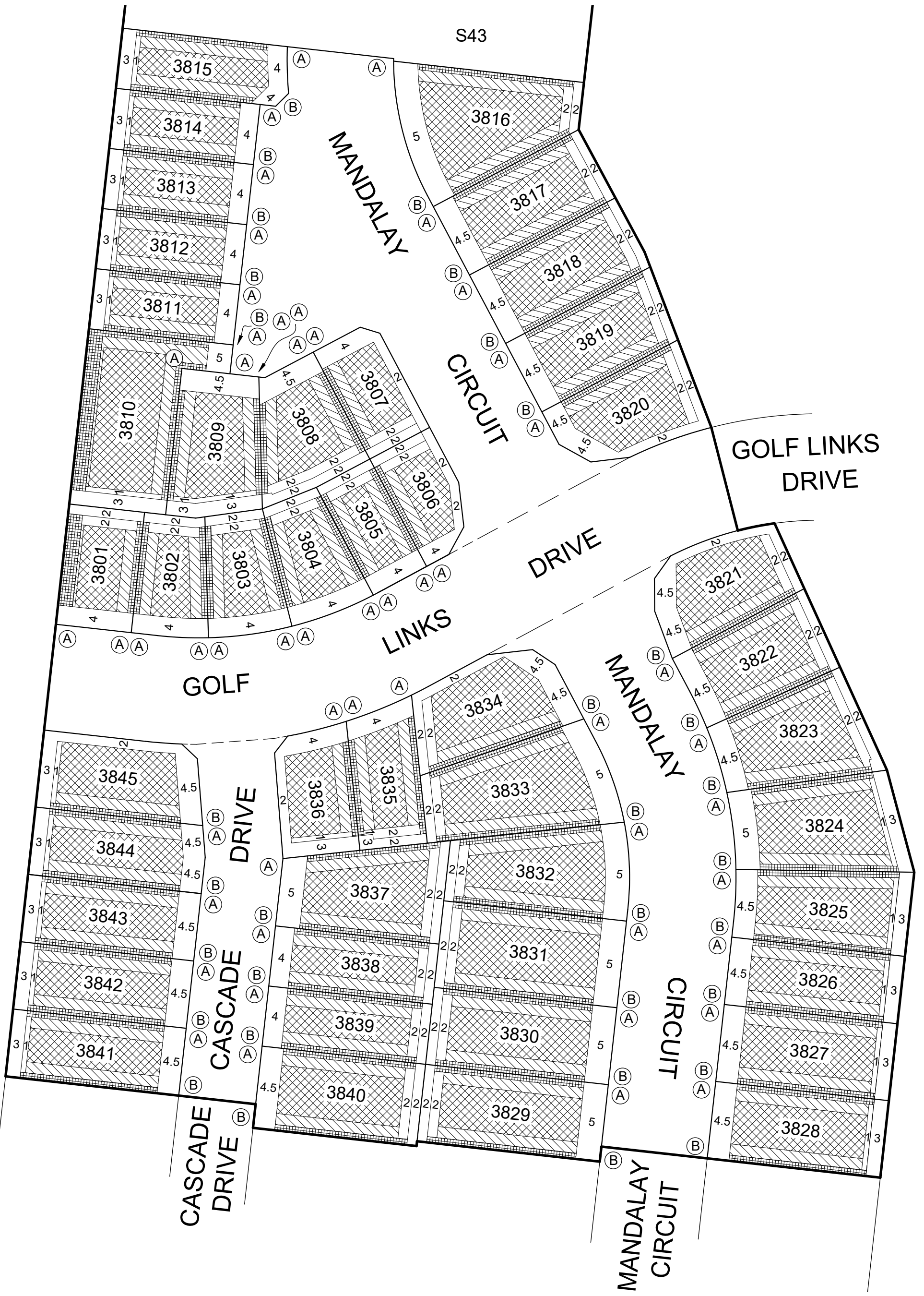


NON OVERLOOKING ZONE - Habitable room windows/raised open spaces are not a source of overlooking



BUILDING BOUNDARY ZONE

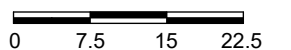
The registered proprietor or proprietors of the lot are required to build in accordance with the approved building envelopes shown hereon and in the "Profile Diagrams" in this document.



Notations:

- 1) The Building Envelopes on this plan are shown enclosed by continuous thick lines.
- 2) This diagram is to be read in conjunction with "Profile Diagrams" in this document.
- 3) Profile types (A) & (B) are contained in "Profile Diagrams" in this document.
- 4) The Building Envelope of Lots 3808 & 3823 are partially defined by easements. See Plan of Subdivision for dimensions.

Scale 1:750



Sheet 2 of 3

Drawing Date

11/10/17

Job Number

AA0015

Drawing Number

BE038AC

Drawn By

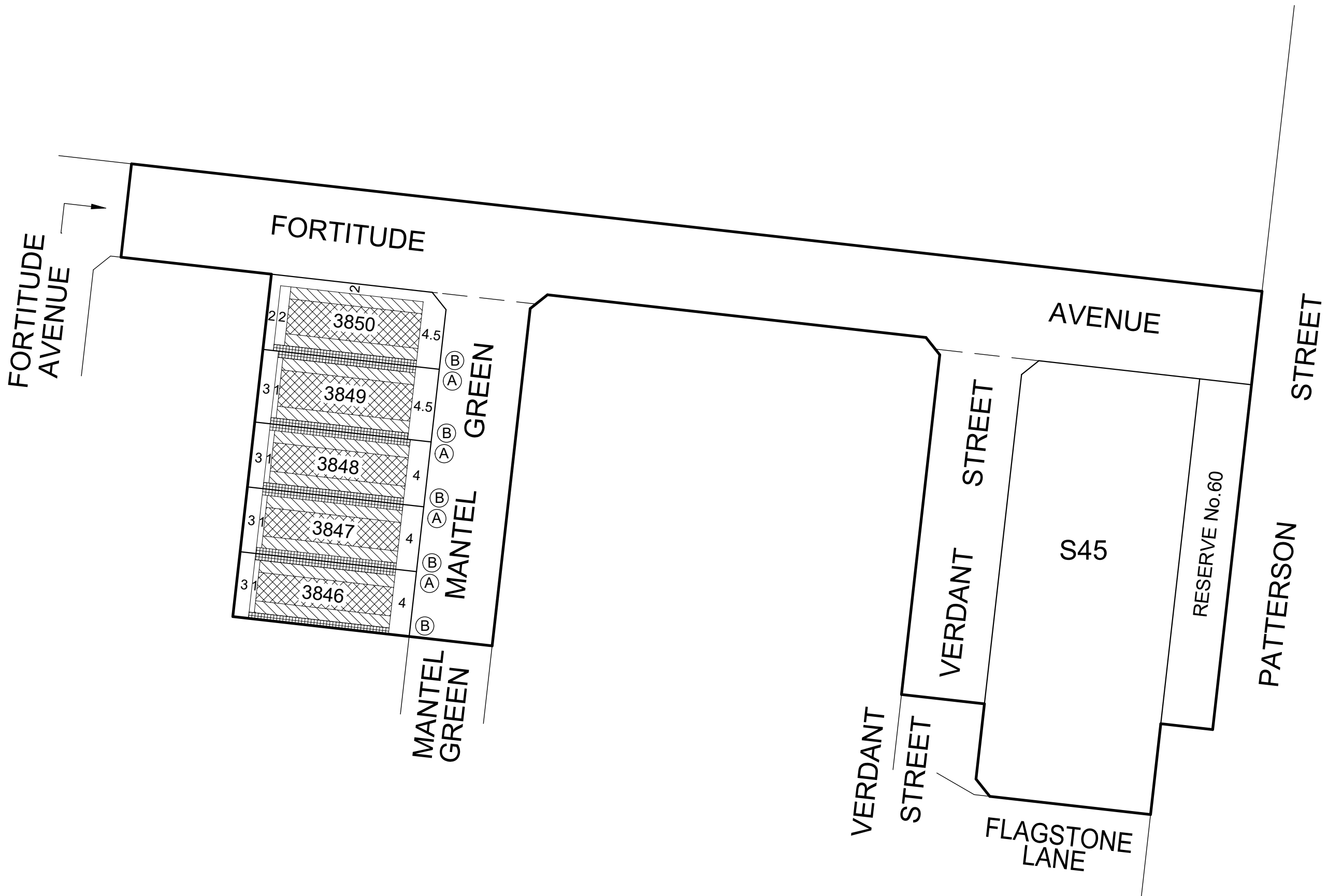
LS



Lyssna Group Pty Ltd
ABN 18 616 811 191

Tel: +61 3 9516 6899
PO Box 1098, South Melbourne 3205
Suite 3, 102 Dodds Street
Southbank VIC 3006 Australia

LyssnaGroup.com



Lyssna Group Pty Ltd
 ABN 18 616 811 191
 Tel: +61 3 9516 6899
 PO Box 1098, South Melbourne 3205
 Suite 3, 102 Dodds Street
 Southbank VIC 3006 Australia

Notations:

- 1) The Building Envelopes on this plan are shown enclosed by continuous thick lines.
- 2) This diagram is to be read in conjunction with "Profile Diagrams" in this document.
- 3) Profile types (A) & (B) are contained in "Profile Diagrams" in this document.

Scale 1:750



Sheet 3 of 3

Drawing Date

11/10/17

Job Number

AA0015

Drawing Number

BE038AC

Drawn By

LS

